

discover the art of relaxation



THE CATALINA SPAS COLLECTION 2008

Catalina Spas™
the art of relaxation

discover the art of Catalina Spas

40 years to perfect the art

Over the decades we've always listened to what our customers want. As a result we've added in features, enhanced build quality and come up with a number of 'firsts', such as an integral sound system, fibre optic lighting and built-in audio-visual system. This has put us at the forefront of spa manufacturing and today Catalina Spas can provide you with the ultimate in comfort and performance.



Life enhancing

What better place to slip away from day-to-day stresses than in the warm embrace of a Catalina Spa. Make it part of your daily routine and you'll soon reap the benefits throughout your life. These periods of deep relaxation will help you cope better with problems, make decisions easier and feel better physically and mentally.



A spa for every season

Winter or summer, whatever the weather, you'll have your own private sanctuary. Your spa will become as integral a part of your home and lifestyle as a conservatory or barbecue. However and whenever you use your Catalina Spa, whether it's outdoors or undercover, you'll soon wonder how you coped without it. Opt for the integral CD/i-Pod/MP3 player and you can soak up the atmosphere of your favourite music. Why not share the experience with friends and family, making your spa the focal point of social occasions?



Repair body and mind

Hydrotherapy, the combination of warm water, buoyancy and massage, has long been known for its healing power. A Catalina Spa harnesses its magic to caress away stress and help ease the pain of sprains and muscle related injuries. Even long-term problems such as rheumatism and arthritis often respond to its gentle touch.

Hydrotherapy meets aromatherapy


For a complete sensory experience you can add aromatherapy essences, to work on your mind while the water works on your body. These evocative aromas can change your mood by sharpening your senses or creating a feeling of calmness.

Jet massage – controllable, invigorating and relaxing

Use our precisely positioned jets to ease away tensions and heighten your senses. Directed towards the pressure points used in reflexology and acupuncture our Flexiflo™ System and our new Blaster and Storm Jets can provide a controllable, personalised massage, gently soothing or deeply penetrating. This type of massage has even been reported to stimulate the immune system, detoxify the body and improve blood circulation.

The jet set

Catalina's FlexiFlo™ System allows you to create your own personalised massage. So whether you're in need of a soothing gentle flow or an invigorating massage it will meet your needs.



Cluster Jet

Multiple jets of steady water flow (see opposite page)



Mini Roto

An adjustable rotating dual stream of water



Twin Roto

A large adjustable rotating dual stream of water



Directional

A steady stream directed by a stationary eyeball



Massage

A pulsating stream of water

PREMIUM 200

FEATURES

Dimensions: 2057 X 1524 X 838 mm
1 x 2-speed 2.5hp Pump
Overlap Shell Finish
Waterproof Spa Base
Ozone
Aromatherapy
Balboa EL2000 Control Panel
3 Air Venturi Controls
Stainless Steel Waterfall
LED Light
1 Headrest
Thermo-Pane Foam Insulation
Rigid Insulation / Safety Cover



COLOUR OPTIONS



Azure



Caribbean Blue



Sahara



Silver Marble

CABINET OPTION




Mahogany



Seats



Lounger



Capacity




Jets



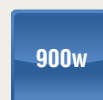
Electrical



Filter size



Heater



Turbo Air*

*Optional

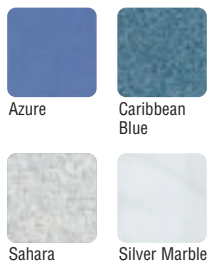
PREMIUM 300




FEATURES

- Dimensions: 1930 x 1930 x 880 mm
- 1 x 2-speed 2.5hp Pump
- Overlap Shell Finish
- Waterproof Spa Base
- Ozone
- Aromatherapy
- Balboa EL2000 Control Panel
- 3 Venturi Controls
- Stainless Steel Waterfall
- LED Light
- 2 Headrests
- Thermo-Pane Foam Insulation
- Rigid Insulation / Safety Cover

COLOUR OPTIONS











CABINET OPTION



Mahogany



 4	 1	 1090 L	 20	 20A	 50 sq ft	 3kW	 900w
Seats	Lounger	Capacity	Jets	Electrical	Filter size	Heater	Turbo Air*

*Optional

PREMIUM 300 CD

FEATURES

Dimensions: 1930 x 1930 x 880 mm
 1 x 2-speed 2.5hp Pump
 Overlap Shell Finish
 Waterproof Spa Base
 Ozone
 Aromatherapy
 Balboa EL2000 Control Panel
 3 Venturi Controls
 Stainless Steel Waterfall
 LED Light
 Topside Music Control
 2 Headrests
 Thermo-Pane Foam Insulation
 Rigid Insulation / Safety Cover



COLOUR OPTIONS



Azure



Caribbean Blue



Sahara



Silver Marble

CABINET OPTION



Mahogany



Seats



Lounger



Capacity



Jets



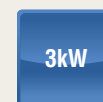
CD System




Electrical



Filter size



Heater



Turbo Air*

*Optional

PREMIUM 500



FEATURES

Dimensions: 2130 X 2130 X 915 mm
 1 x 2-speed 2.5hp, 1 x 1-speed 2.5hp Pump
 Overlap Shell Finish
 Waterproof Spa Base
 Ozone
 Aromatherapy
 Balboa EL2000 Control Panel
 1 Storm Control
 5 Air Venturi Controls
 Stainless Steel Waterfall
 LED Light
 3 Headrests
 Thermo-Pane Foam Insulation
 Rigid Insulation / Safety Cover

COLOUR OPTIONS



Azure



Caribbean Blue



Sahara



Silver Marble

CABINET OPTION




Mahogany



Seats



Lounger



Capacity



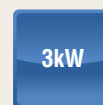
Jets



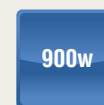
Electrical



Filter size



Heater



Turbo Air*

*Optional

PREMIUM ELITE 600 CD

FEATURES

Dimensions: 2130 X 2130 X 915 mm
 1 x 2-speed 2.5hp, 1 x 1-speed 2.5hp Pump
 Overlap Shell Finish
 Waterproof Spa Base
 Ozone
 Aromatherapy
 Balboa EL2000 Control Panel
 5 Air Venturi Controls
 Stainless Steel Waterfall
 16 Individual LED Lighting System
 Topside Music Control
 3 Moulded Headrests
 Thermo-Pane Foam Insulation
 Deluxe UL Listed Insulation / Safety Cover












COLOUR OPTIONS



MAHOGANY/PVC CABINET OPTIONS



								
Seats	Lounger	Capacity	Jets	CD System	Electrical	Filter size	Heater	Turbo Air*

*Optional

PREMIUM ELITE 700 CD



FEATURES

- Dimensions: 2210 X 2210 X 1070 mm
- 1 x 2-speed 2.5hp, 1 x 1-speed 2.5hp Pump
- Overlap Shell Finish
- Waterproof Spa Base
- Ozone
- Aromatherapy
- Balboa EL2000 Control Panel
- 5 Air Venturi Controls
- Stainless Steel Waterfall
- 16 Individual LED Lighting System
- Topside Music Control
- 3 Moulded Headrests
- Thermo-Pane Foam Insulation
- Deluxe UL Listed Insulation / Safety Cover

COLOUR OPTIONS



MAHOGANY/PVC CABINET OPTIONS



3	2	1514 L	46	i-Pod MP3	30A	100 sq ft	3kW	900w
Seats	Loungers	Capacity	Jets	CD System	Electrical	Filter size	Heater	Turbo Air*

*Optional

XL4000 CD

FEATURES

- Dimensions: 2134 x 2134 x 940 mm
- 1 x 2-speed 2.5hp, 1 x 1-speed 2.5hp Pump
- Overlap Shell Finish
- Waterproof Spa Base
- Ozone
- Frog Sanitiser System
- Aromatherapy
- Balboa EL8000 Control Panel
- 1 Storm Therapy Seat
- 1 Storm Control
- 6 Air Venturi Controls
- 6 Pop-Up Trevi Waterfalls with Fibre Optic Lights
- Topside Music Control
- Fibre Optic Lights
- 3 Headrests
- Thermo-Pane Foam Insulation
- Rigid Insulation / Safety Cover












COLOUR OPTIONS



MAHOGANY/PVC CABINET OPTIONS



								
Seats	Lounger	Capacity	Jets	CD System	Electrical	Filter size	Heater	Turbo Air

*Available Summer 2008

XL6000 CD



FEATURES










Dimensions: 2360 x 2360 x 1020 mm
 1 x 2-speed 2.5hp, 1 x 1-speed 2.5hp Pump
 Overlap Shell Finish
 Waterproof Spa Base
 Ozone
 Frog Sanitiser System
 Aromatherapy
 Balboa EL8000 Control Panel
 Auxiliary Topside Control
 1 Lumbar Jet
 4 Air Venturi Controls
 Stainless Steel Waterfall
 Topside Music Control
 Fibre Optic Lights
 3 Headrests
 Thermo-Pane Foam Insulation
 Rigid Insulation / Safety Cover

COLOUR OPTIONS



MAHOGANY/PVC CABINET OPTIONS



								
Seats	Lounger	Capacity	Jets	CD System	Electrical	Filter size	Heater	Turbo Air

XL7000 CD

FEATURES

Dimensions: 2360 x 2360 x 1020 mm
 1 x 2-speed 2.5hp, 1 x 1-speed 2.5hp Pump
 Overlap Shell Finish
 Waterproof Spa Base
 Ozone
 Frog Sanitiser System
 Aromatherapy
 Balboa EL8000 Control Panel
 Auxiliary Topside Control
 1 Lumbar Jet
 4 Air Venturi Controls
 Stainless Steel Waterfall
 Topside Music Control
 Fibre Optic Lights
 4 Headrests
 Thermo-Pane Foam Insulation
 Rigid Insulation / Safety Cover




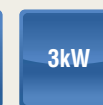


COLOUR OPTIONS



MAHOGANY/PVC CABINET OPTIONS



							
Seats	Capacity	Jets	CD System	Electrical	Filter size	Heater	Turbo Air

*Available Summer 2008

XL20000 CD



FEATURES










- Dimensions: 2350 x 2350 x 1016 mm
- 1 x 2-speed 2.5hp, 2 x 1-speed 2.5hp Pumps
- Overlap Shell Finish
- Waterproof Spa Base
- Ozone
- Frog Sanitiser System
- Aromatherapy
- Balboa EL8000 Control Panel
- Auxiliary Topside Control
- 1 Storm Control
- 1 Storm Therapy Seat
- 1 Flow Control
- 8 Air Venturi Controls
- Stainless Steel Waterfall
- Topside Music Control
- Fibre Optic Lights
- 4 Headrests
- Thermo-Pane Foam Insulation
- Rigid Insulation / Safety Cover

COLOUR OPTIONS



MAHOGANY/PVC CABINET OPTIONS



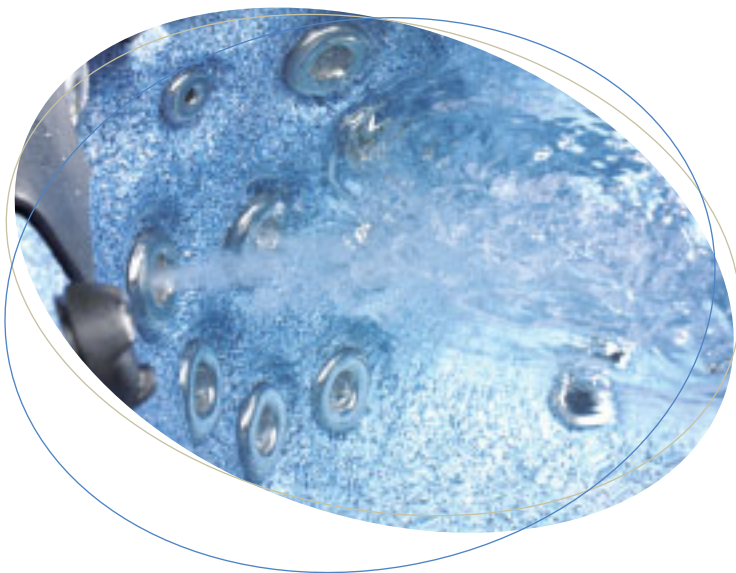
 5	 2	 1665 L	 58	 i-Pod MP3	 30A	 100 sq ft	 3kW	 900w
Seats	Lounger	Capacity	Jets	CD System	Electrical	Filter size	Heater	Turbo Air

*Available Summer 2008

XL26000 CD

FEATURES

Dimensions: 2360 x 2360 x 1120 mm
 1 x 2-speed 2.5hp, 2 x 1-speed 2.5hp Pumps
 Overlap Shell Finish
 Waterproof Spa Base
 Ozone
 Frog Sanitiser System
 Aromatherapy
 Balboa EL8000 Control Panel
 Auxiliary Topside Control
 1 Storm Jet Control
 1 Storm Therapy Seat
 1 Flow Control
 8 Air Venturi Controls
 Stainless Steel Waterfall
 Topside Music Control
 Fibre Optic Lights
 3 Headrests
 Thermo-Pane Foam Insulation
 Rigid Insulation / Safety Cover












COLOUR OPTIONS



MAHOGANY/PVC CABINET OPTIONS



								
Seats	Lounger	Capacity	Jets	CD System	Electrical	Filter size	Heater	Turbo Air

*Available Summer 2008

THEATRE SPA



FEATURES

Dimensions: 2235 x 3785 x 1245 mm
 1 x 2-speed 2.5hp, 2 x 1-speed 2.5hp Pumps
 Overlap Shell Finish
 Waterproof Spa Base
 Ozone
 Frog Sanitiser System
 Aromatherapy
 Balboa EL8000 Control Panel
 Auxiliary Topside Control
 6 Air Venturi Controls
 6 x Trevi Waterfalls with Fibre Optic Lighting
 155cm (61") Rising Plasma Screen*
 Fibre Optic Lights
 Floating Remote Control
 Topside Music Control
 6 Headrests
 Thermo-Pane Foam Insulation
 Rigid Insulation / Safety Cover

*Also available without screen

COLOUR OPTION



White Pearl

CABINET OPTION




PVC Bronze
Leather



Other TV spas are available, please contact your local dealer for further information



Seats



Capacity



Jets



DVD System



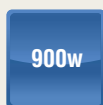
Electrical



Filter size



Heater



Turbo Air

*Available Summer 2008

16' SWIMSPA

FEATURES

- Dimensions: 2286 x 4877 x 1245 mm
- Quad 7.0 bhp (4 HP Continuous 56 Frame Executive Pumps)
- Overlap Shell Finish
- Waterproof Spa Base
- Ozone
- Frog Sanitiser System
- Aromatherapy
- Balboa EL8000 Control Panel
- 12 Air Venturi Controls
- 2 Stainless Steel Waterfalls
- 24 LED Lights
- Topside Music Control
- 2 Headrests
- Aqua Bike (optional)
- Aqua Tradmill (optional)
- Exercise Equipment (optional)
- Divider (optional)
- Thermo-Pane Foam Insulation
- Rigid Insulation / Safety Cover



COLOUR OPTIONS



Caribbean Blue



Sahara


CABINET OPTION




Mahogany



Seats



Capacity



Jets



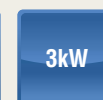
CD System




Electrical



Filter size



Heater



Turbo Air

16' SWIM TRAINER



FEATURES

- Dimensions: 2286 x 4877 x 1245 mm
- Quad 7.0 bhp (4 HP Continuous 56 Frame Executive Pumps)
- Overlap Shell Finish
- Waterproof Spa Base
- Ozone
- Frog Sanitiser System
- Aromatherapy
- Balboa EL8000 Control Panel
- 6 Air Venturi Controls
- 2 Stainless Steel Waterfalls
- 24 LED Lights
- Topside Music Control
- Aqua Bike (optional)
- Aqua Tradmill (optional)
- Exercise Equipment (optional)
- Thermo-Pane Foam Insulation
- Rigid Insulation / Safety Cover

COLOUR OPTIONS



Caribbean Blue



Sahara


CABINET OPTION



Mahogany



Seats



Capacity



Jets




CD System




Electrical



Filter size



Heater



Turbo Air

WARRANTIES

We offer comprehensive warranties giving you complete peace of mind.

PREMIUM RANGE WARRANTY

- 5 years on the spa shell structure
- 5 years on the shell surface
- 2 years on equipment
- 2 years on plumbing

XL RANGE WARRANTY

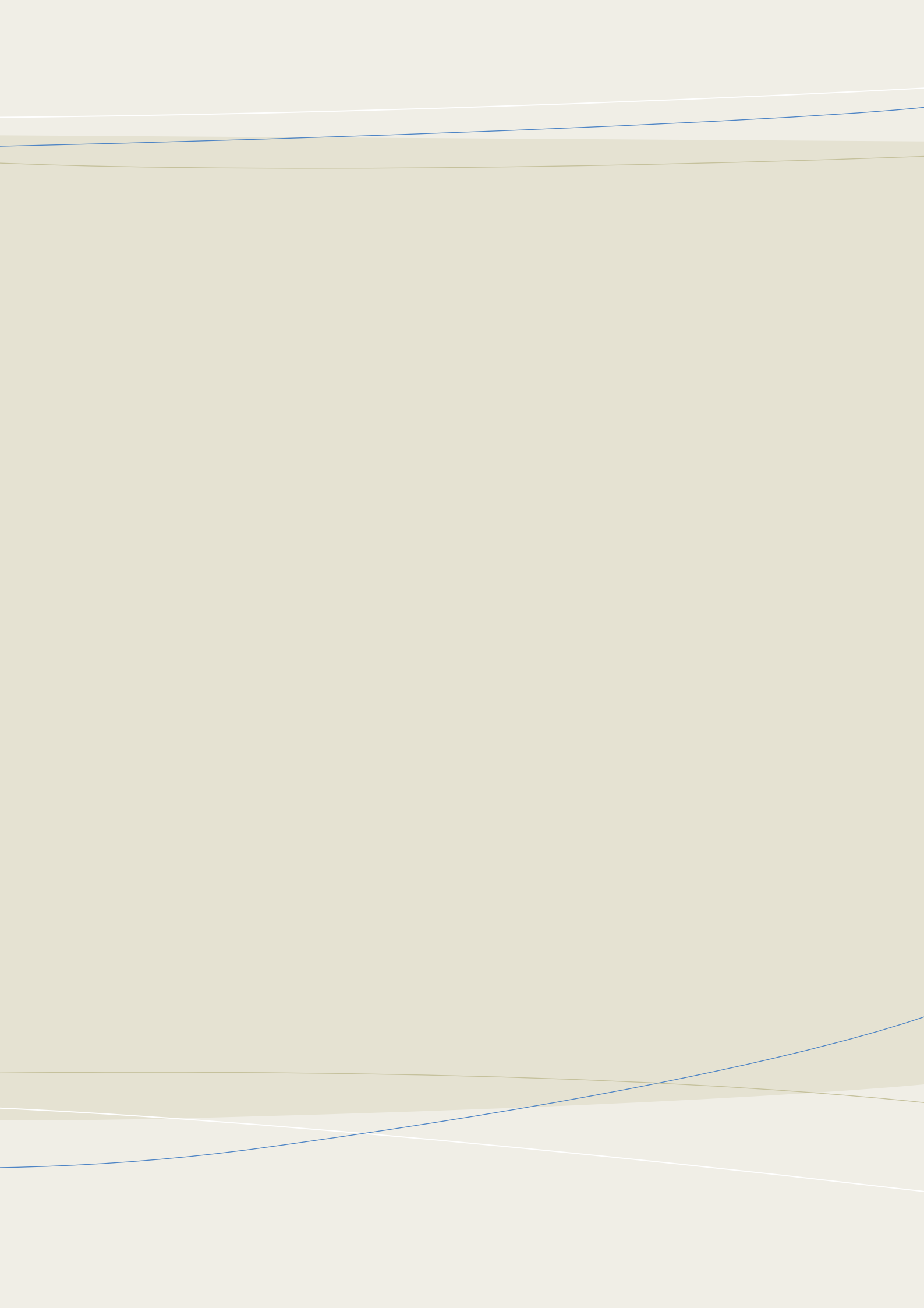
- 10 years on the spa shell structure
- 5 years on the shell surface
- 7 years on equipment
- 5 years on plumbing

16' Swimspa and 16' Swim Trainer have Premium Range Warranty.
Theatre Spa has XL Range Warranty.

Products may vary from time to time. Terms and conditions apply.
All dimensions are approximate. E+OE 0108

Think peace of mind.
Think Catalina.







 **Catalina Spas**[™]
the art of relaxation



Downs Farm Gomeldon Salisbury SP4 6JZ
Tel: +44 (0)1980 611555 Fax: +44 (0)1980 611031
Website: www.catalinaspas.co.uk Email: sales@catalinaspas.co.uk

Freephone 0800 7314601